


## Clean-up Time



Forgive us when we do wrong, and help us  
forgive those who do wrong to us.  
Keep us from doing unkind things.  
We know You are powerful and wonderful  
forever. Amen."

## Bible Story Time

and His love for us. Today in our Bible story, Jesus taught His disciples how they should pray. What do you think prayer is? Prayer is simply talking to God. Jesus wanted His disciples to know how to pray, and He wants us to know how to pray. "

### Bible Story

#### Jesus Taught about Prayer (Matt. 4:23-35; 5:1; 6:5-14)

Flip, flop, flip, flop went Jesus' sandals as He walked throughout Galilee, teaching and healing the sick. Everywhere Jesus went, crowds of people followed Him to hear the news of God's love and to see the amazing things Jesus would do.

One day, a crowd gathered around Jesus; so He went up on the hillside along with His disciples and began to teach. Jesus taught a lot of important things that day, but one thing He talked about was prayer. Jesus said, "Don't pray to show off to other people or just so people will hear you. Prayer is a special time between you and God."

Jesus told His helpers when they prayed to pray something like this:

"Father we honor Your name.

Do on Earth what You would do in heaven.

Give us the food we will need today.

### Talk Time


1. Show the teaching picture for today's Bible story. Ask the following: "What did Jesus talk to the people about? Do you remember some things Jesus asked us to pray about?"
2. Read the Bible Phrase on the colouring picture. Say the phrase together. Express to children that God wants us to talk to Him. We can talk to Him when we are happy, sad, afraid, mad, lonely or sick. God wants us also to thank Him and praise Him for all the things He has done and given us.
3. Close the Bible Story Time by giving the children an opportunity to pray. End the prayer by thanking God that Jesus taught us how to pray and for God hearing our prayers.

### Introduction


- Express the following in your own words:  
"Jesus came to help us learn about God

# Prayer Calendar

**Sunday**



**Monday**



**Tuesday**



**Wednesday**



**Thursday**



**Friday**



**Saturday**



**I am thankful for \_\_\_\_\_.**

## Prayer Calendar

**Instructions:** Copy one sheet per child. Ask children to color the pictures on their prayer calendar. Talk to each child about something for which they are thankful, and complete the phrase "I am thankful for..." at the bottom of the calendar. If stickers are available, staple a strip of 7 stickers to each child's page.

( encourage children to pray each day, and once they have prayed to add a sticker to the chart.)

## Jesus Taught About Prayer Bible Craft



**Bible Story:** Jesus Taught About Prayer

**Bible Text:** Matt. 4: 23-35; 5:1; 6:5-14

**Suggested Learning Outcome:** This fun craft will help children remember the importance of prayer even when they are not at church.

### Supplies List:

Construction paper

Lidded cans (these can be food containers saved up in advance)

Markers

Stickers

### Teacher Preparation:

### Instructions:

**Step 1.** Help children cut strips of paper that will fit around their can and then glue or tape the paper in place (see image).



**Step 2.** Guide children in writing or copying the words “My Prayer Pail” on the paper-covered can. Give children a variety of decorative materials to decorate their can (see image).



**Step 3.** Give children several strips of paper on which they can write their current prayer requests. Encourage children to fill up their prayer pail with prayer requests and to spend some time each day praying about these requests at home (see image).





Jesus talked to God. (Matt. 14:23)